


ELECTRONIC MARKER OUTFITS MDA-MDH

MDA-MDH

SUMMARY OF DATA



TRANSMITTER MARKER DATA  
(TYPICAL)



RETRANSMITTER MARKER DATA  
(TYPICAL)



CABINET MARKER GENERATORS  
FITTED WITH  
GENERATOR BEARING BIAS AND GENERATOR RANGE MARKER

PURPOSE

To provide for the rapid presentation of information concerning surface and sub-surface targets by electronic markers on fixed and rotating coil displays.

BRIEF DESCRIPTION

The Marker Outfits accept range and bearing information in the form of synchro or magslip signals, and convert it into position and bearing marker signals for presentation on any type of display.

The accuracy of the numbers will be to within 0.5% of the sector value in use for range, and to within 0.7 degrees for bearing.

MAJOR UNITS

Pattern No	Description	Height	Width	Depth	Weight
5990-AP 196012 AP 196015	Transmitter Marker Data	12 $\frac{1}{2}$ in	9 in	6 $\frac{1}{2}$ in	14 lb
5990-AP 196007/11 AP 196013/14	Retransmitter Marker Data	19 $\frac{1}{2}$ in	15 $\frac{1}{2}$ in	10 $\frac{1}{2}$ in	50-70 lb
5840-AP 172744	Cabinet Marker Generators	13 $\frac{1}{2}$ in	14 in	15 in	30 lb (unladen)
5840-AP 172740	Generator Bearing Bias	8 in	6 $\frac{1}{2}$ in	14 $\frac{1}{2}$ in	8 lb
5840-AP 172741	Generator Range Marker	8 in	6 $\frac{1}{2}$ in	14 $\frac{1}{2}$ in	8 lb
5840-AP 172742	Generator Bearing Marker	8 in	6 $\frac{1}{2}$ in	14 $\frac{1}{2}$ in	8 lb
5840-AP 172743	Power Supply	12 $\frac{1}{2}$ in	14 in	17 $\frac{1}{2}$ in	79 lb
5840-AP 172745	Mixer, Electronic Marker	13 $\frac{1}{2}$ in	14 in	8 $\frac{1}{2}$ in	20 lb

POWER REQUIREMENTS

Mains Inputs 115 V, 60-Hz, 1 phase, 100 watts per marker  
 Servo Reference 115 V, 400 Hz, 1 phase, 5 watts  
 Relay Supply 14 V, d.c. 3 amps

BR 333(1)  
Original

HEAT DISSIPATION

Cabinet Marker Generators	AP 172744	complete with	
Generators, Bearing Bias	AP 172740	and Generator.	
Range Marker	AP 172741		100 Watts
Power Supply	AP 172743		100 Watts
Mixer Electronic Marker	AP 172745		6 Watts
Retransmitters Marker Data	AP 196007 and AP 196009		60 Watts
Retransmitters Marker Data	AP 196008		200 Watts
Retransmitters Marker Data	AP 196010		120 Watts
Retransmitters Marker Data	AP 196011 and AP 196014		100 Watts
Retransmitters Marker Data	AP 196013		150 Watts
Transmitters Marker Data	AP 196012 and AP 196015		10 Watts

HANDBOOK



RR 2392

ESTABLISHMENT LIST

E 1384

INSTALLATION SPECIFICATION

B 925



CABINET MARKER GENERATORS  
FITTED WITH  
GENERATOR BEARING MARKER

POWER SUPPLY UNIT

MIXER ELECTRONIC MARKER