



AUTOMATIC SURFACE PLOTTING SYSTEMS JYA(4), (5) AND (6)


SUMMARY OF DATA



PLOTTING TABLE
ASSEMBLY



MARKER INTERLACING CABINET
ASSEMBLY



CO-ORDINATE CONVERTER CABINET
ASSEMBLY

PURPOSE

- JYA(5) To present on three operational displays, two of which are plotting tables, a P.P.I. picture with interlaced bearing and position markers. The picture projected onto the surface of the plotting tables is sea stabilised. Two variations are provided to cater for more limited requirements.
- JYA(4) As JYA(5) but with one plotting table instead of two.
- JYA(6) A display outfit in the form of a plotting table plus a maintenance outfit. It has no marker generating equipment.

BRIEF TECHNICAL DESCRIPTION

The table display is obtained by projection on to a phosphor-coated surface from the face of a 3½ inch c.r.t. The tube and associated optics are mounted on the plotting table carriage assembly. The radar video is fed to the table from one of three radar sets, the selected set also provides the trigger pulse and scanner bearing angle.

Up to six electronic markers showing bearings and positions may be interlaced with the picture, from any one selected radar, one is controlled from the table or the JDA position, three own ship markers are selected from a possible thirteen outstations, two off-set markers are controlled from the table. If JYA(5) is fitted a different radar picture may be selected for each table.

When required, a "spider's web" graticule can be projected on to the plotting surface and the plot used as an ordinary A.R.L. Table.

MAJOR UNITS

- | | | |
|-----|---------------------------|--|
| 1. | AP 70282-5 | Plotting Table Framework |
| 2. | AP 702891 | Cabinet Design 197 Marker Interlacing |
| 3. | AP 70304 | Rectifier Unit 630 DW |
| 4. | AP 172139-#0
AP 399088 | } Cabinet Servicing |
| 5. | AP 70306 | |
| 6. | AP 70307 | Switch Unit Design 106, Marker Selector |
| 7. | AP 64691 | Cabinet, Design 188, Power |
| 8. | AP 70308 | Mounting for AP 70281 Control Unit Tracker |
| 9. | AP 71823 | Co-ordinate Converter Cabinet |
| 10. | - | Display Outfit JDA3M |

