



TEACHER OUTFIT HRN

HRN


SUMMARY OF DATA



CABINET MK



CABINET ML



CABINET MK1-6

PURPOSE

To provide training facilities for the Comprehensive Display System.

BRIEF DESCRIPTION

The equipment consists of two cabinets containing the echo generating circuits, and six control panels which are fitted remote from the cabinets, normally in the A.D.R. or R.D.R. A changeover and distribution box, fitted adjacent to the cabinets in the M.D.R. provides for switching the Outfit into the C.D.S. distribution system.

The equipment provides 24 synthetic targets, 12 being fully steerable and controlled from the six control panels, the remainder (semi-steerable) being set up and controlled locally at the cabinets. The targets can be initially positioned anywhere within a range of 250 miles. Speed is controllable on any course up to a maximum of 1000 knots and height up to 50 000 feet. A simple form of I.F.F. indication can be switched on if desired and facilities are available for grouping the targets in formation under the control of a selected leader. The C.D.S. analysis displays are presented with synthetic height information on the targets, one at a time, in the lower three main beams.

A switch is provided which gives the following facilities:

- (a) Live 984 + Synthetic
- (b) Radar Recorder + Synthetic
- (c) Synthetic only
- (d) C.C.A.

MAJOR UNITS

AP No.	Description	Qty.	Physical Data			
			Height in	Depth in	Width in	Weight lb
Cabinet MK 64750	Cabinet, design 135, trainer	1	63	24	27	390
64755	Pulse Generator, design 3, rate of turn	1	8	24	8	17
64756	Mixer Unit, design 20	1	8	24	8	16
70105	Wind-simulator unit	1	8	24	8	8
64753	Height simulator unit, analyser	2	8	24	8	21
64754	Monitor and setting-up unit	1	8	24	8	21
64751	Aircraft simulator, fully steerable	12	8	24	8	20
64757	Cathode follower unit 73T, high accuracy	2	3	24	8	8

RESTRICTED

BR 333(1)
Original

AP No.	Description	Qty.	Physical Data			
			Height in	Depth in	Width in	Weight lb
Cabinet ML	64750 Cabinet, design 135, trainer	1	63	24	27	390
	62847 Pulse-generator unit, motor-driven	1	8	24	8	21
	64756 Mixer unit, design 20	1	8	24	8	16
	64758 Saw-tooth generator unit, design 3	1	8	24	8	18
	64753 Height simulator unit, analyser	2	8	24	8	21
	64754 Monitor and setting-up unit	1	8	24	8	21
	64752 Aircraft simulator, semi-steerable	12	8	24	8	23
	64757 Cathode follower unit 73T, high accuracy	2	3	24	8	8
Cabinet MQ	64769 Distribution box and change-over	1	63	7½	24	198
Cabinets MK1-6	71008 Cabinet design 212	6	12½	14½	20	30
	64759 Simulator control unit, fully steerable	6	11	12½	19	40

POWER REQUIREMENTS

500 V d.c. +ve 700 mA
300 V d.c. +ve 1.5A
300 V d.c. -ve 1.2A
200 V 400 Hz 8.4A
50 V d.c. 16.3A
115 V 60 Hz 200 W

The above supplies are derived from the C.D.S.

HANDBOOK

BR 2310

ESTABLISHMENT LIST

E 1142

INSTALLATION SPECIFICATION

B829